

# Residential Care Strike Force SME Meeting

August 24th, 2020

# Agenda

- Updates - Indoor Visitation, Ombudsmen Visitation
- Case and Outbreak Data
- Testing Data
- Staffing
- EM Resource Reporting Feedback
- Engaging residents socially
  - Doug Farmer and Greg Gahm
- Discussion

# Discussion Updates

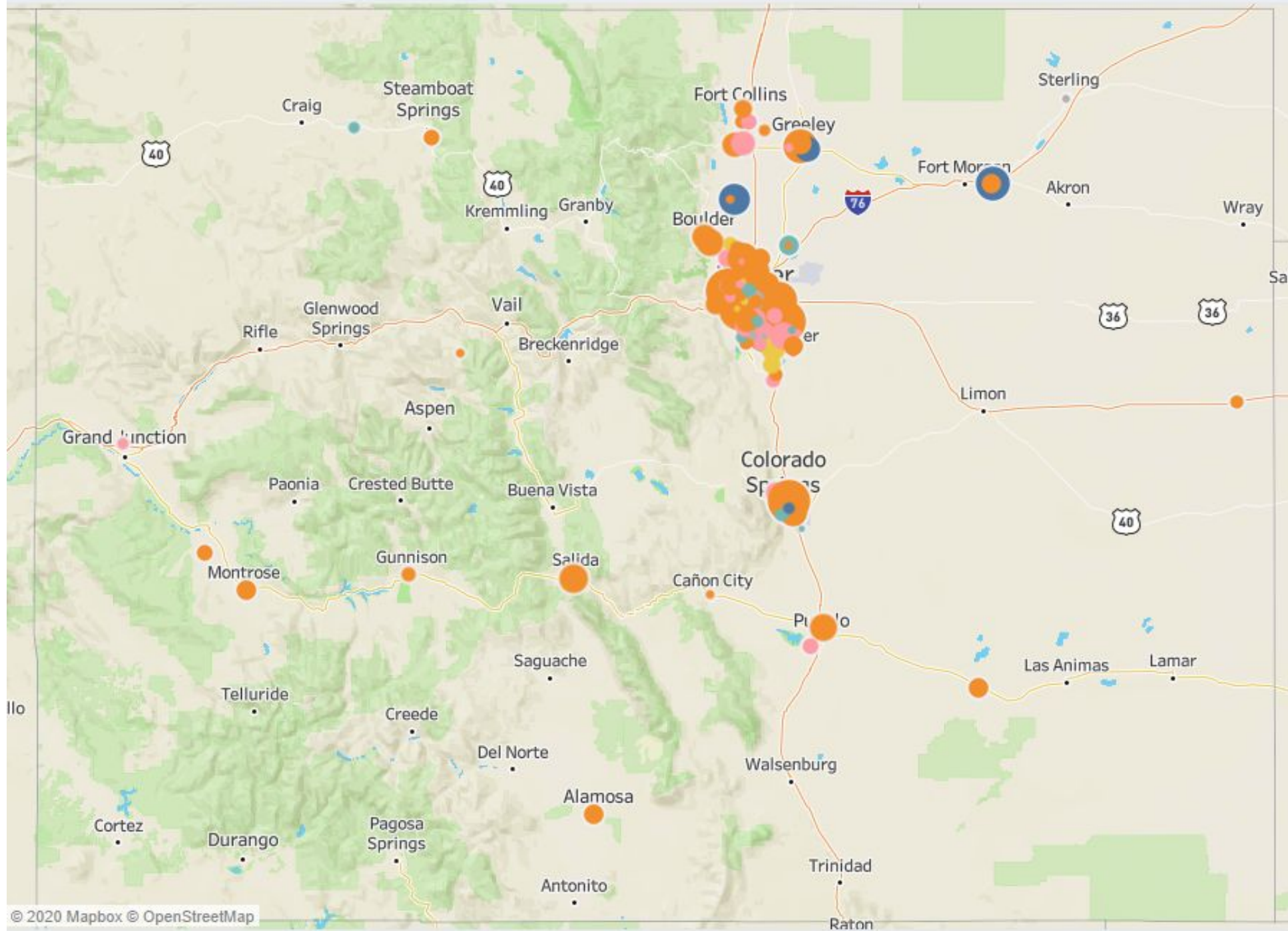

- Indoor Visitation - Guidance
- Ombudsmen Visitation

# Case and Outbreak Data

# Residential Facilities with COVID-19 Outbreaks

Updated through 8/18/2020

Bubble Size are COVID-19 Resident Cases



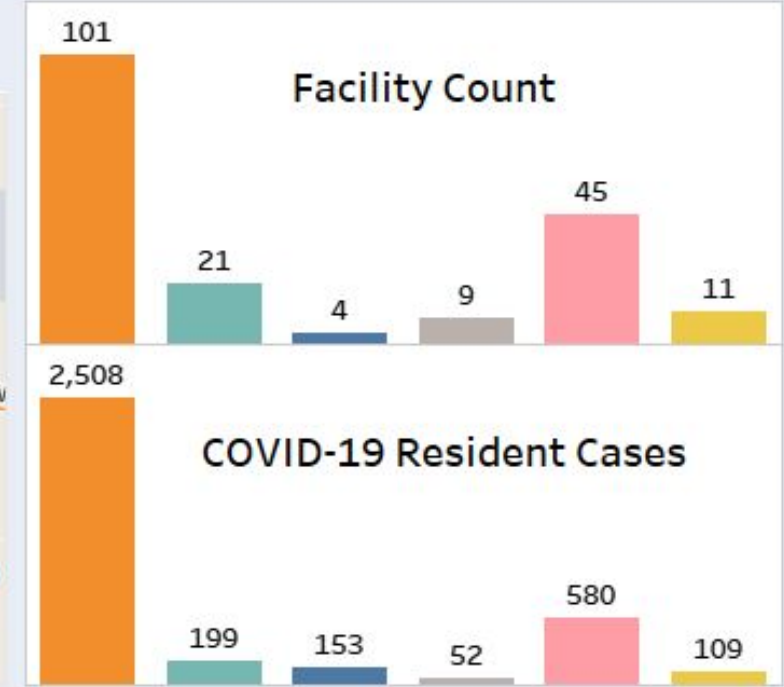
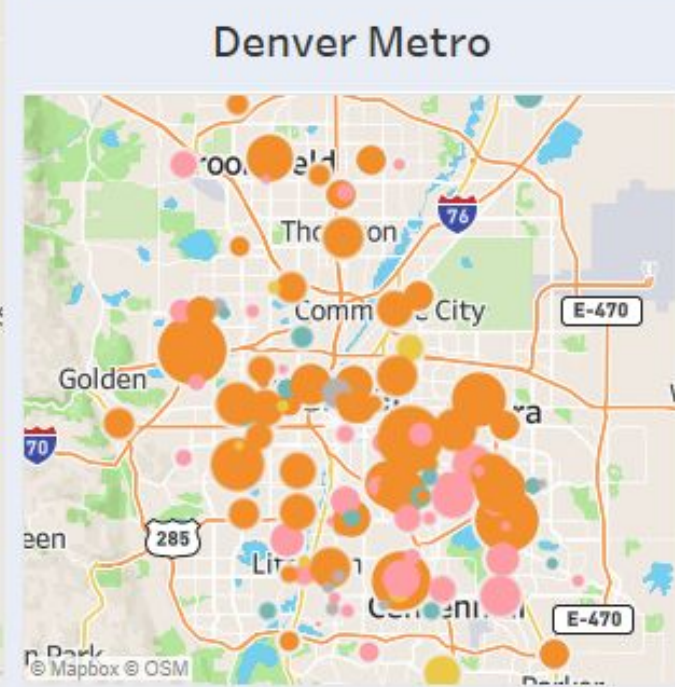
Choose Display Measure: COVID-19 Resident Cases (All)

Resolved Outbreaks: (All)

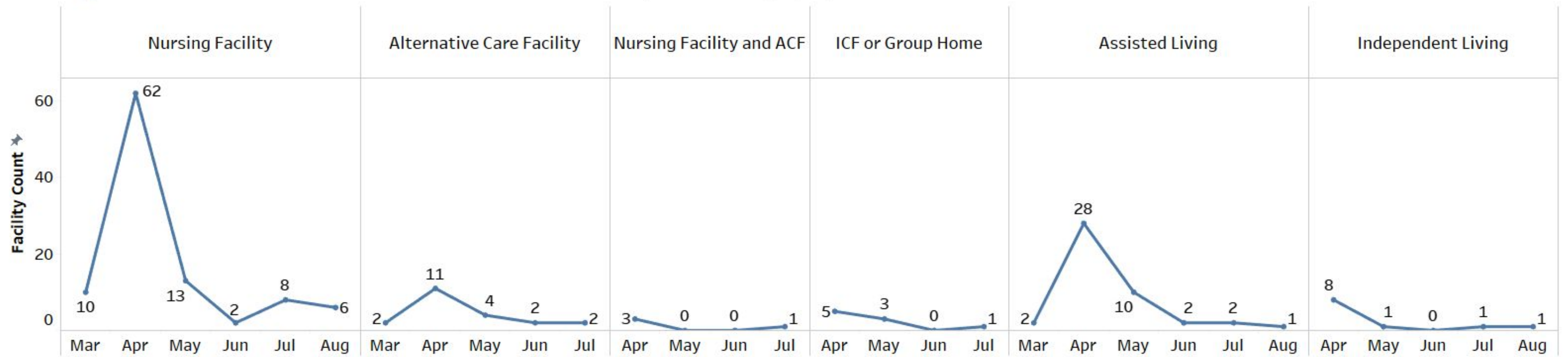
Select Facility Outbreak Start Date: 8/17/2020

Show history

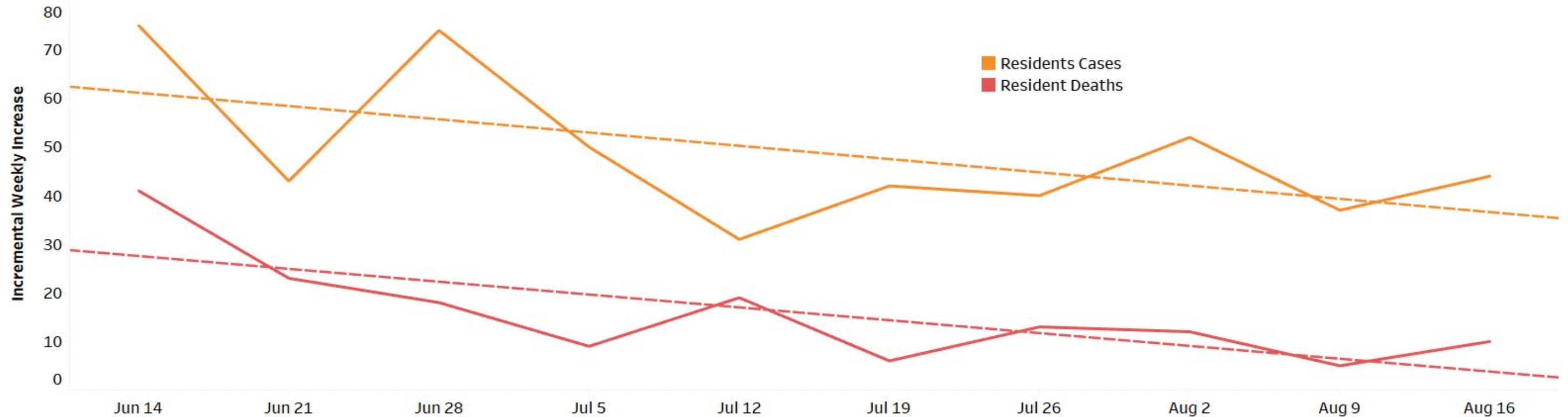
<b>Facilities with Outbreaks</b>	<b>191</b>
<b>Residents COVID - Confirmed</b>	<b>2,923</b>
<b>Residents COVID - Probable</b>	<b>678</b>
<b>Residents COVID Deaths - Confirmed</b>	<b>833</b>
<b>Residents COVID Deaths - Probable</b>	<b>164</b>
<b>Staff COVID - Confirmed</b>	<b>1,947</b>
<b>Staff COVID - Probable</b>	<b>914</b>
<b>Staff COVID Deaths Confirmed</b>	<b>7</b>
<b>Staff COVID Deaths Probable</b>	



# Facility Outbreak Start and COVID-19 Deaths - Updated through 8/18/2020



The Number of New Resident Cases is Trending Down Even While the Number of New Outbreaks is Trending Slightly Up



# Medicaid Facilities with and without Outbreaks - Updated through 8/18/2020

Includes alternative care facilities, intermediate care facilities and nursing facilities.

<b>Facilities with Outbreaks</b>	<b>129</b>
<b>Total Medicaid Facilities</b>	<b>506</b>
<b>Percent of Total Facilities with Outbreaks</b>	<b>25.5%</b>

## Facility Type

- (All)
- Alternative Care Facility
- Intermediate Care Facility
- Nursing Facility
- Nursing Facility and ACF

## Resolved Outbreaks

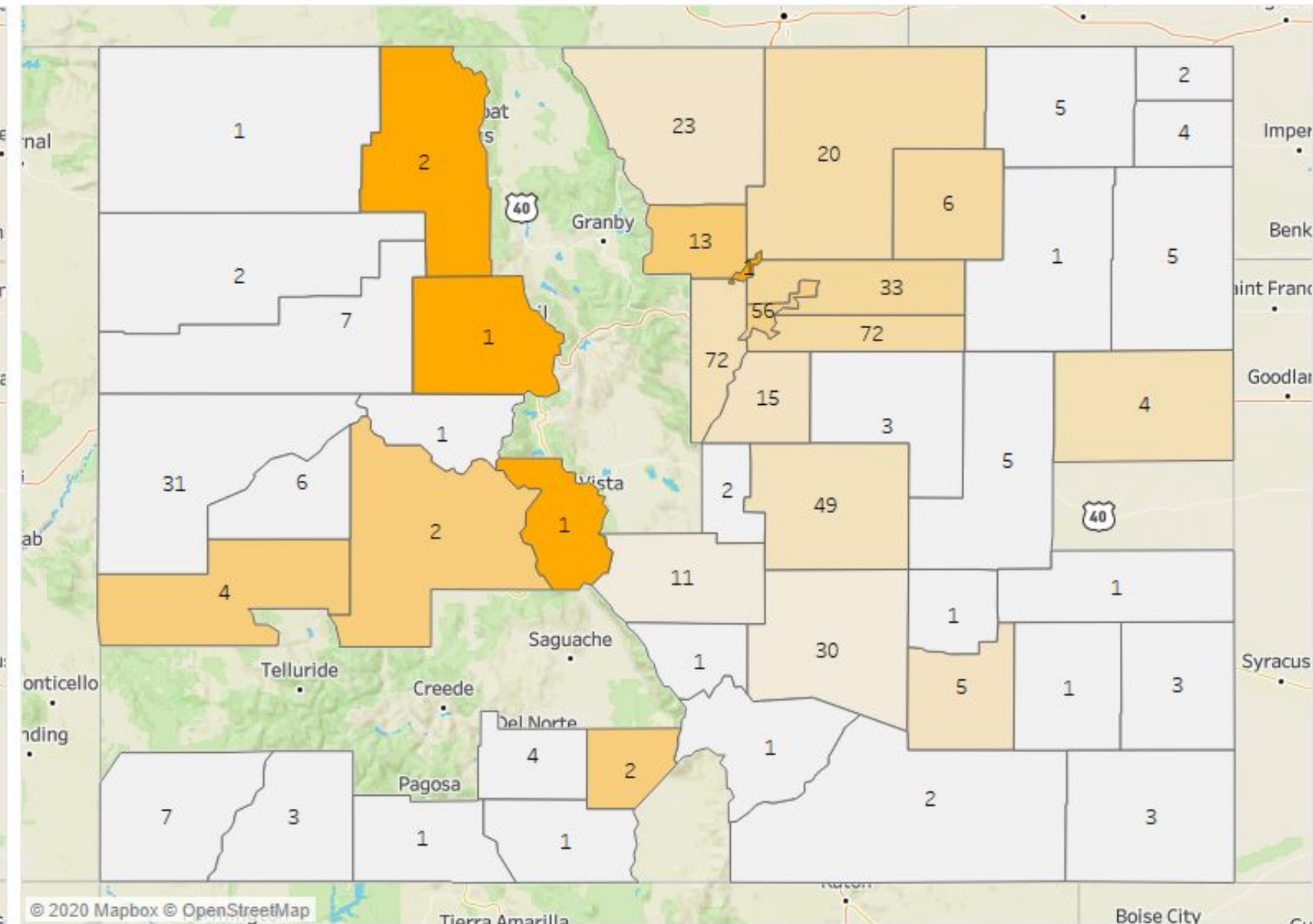
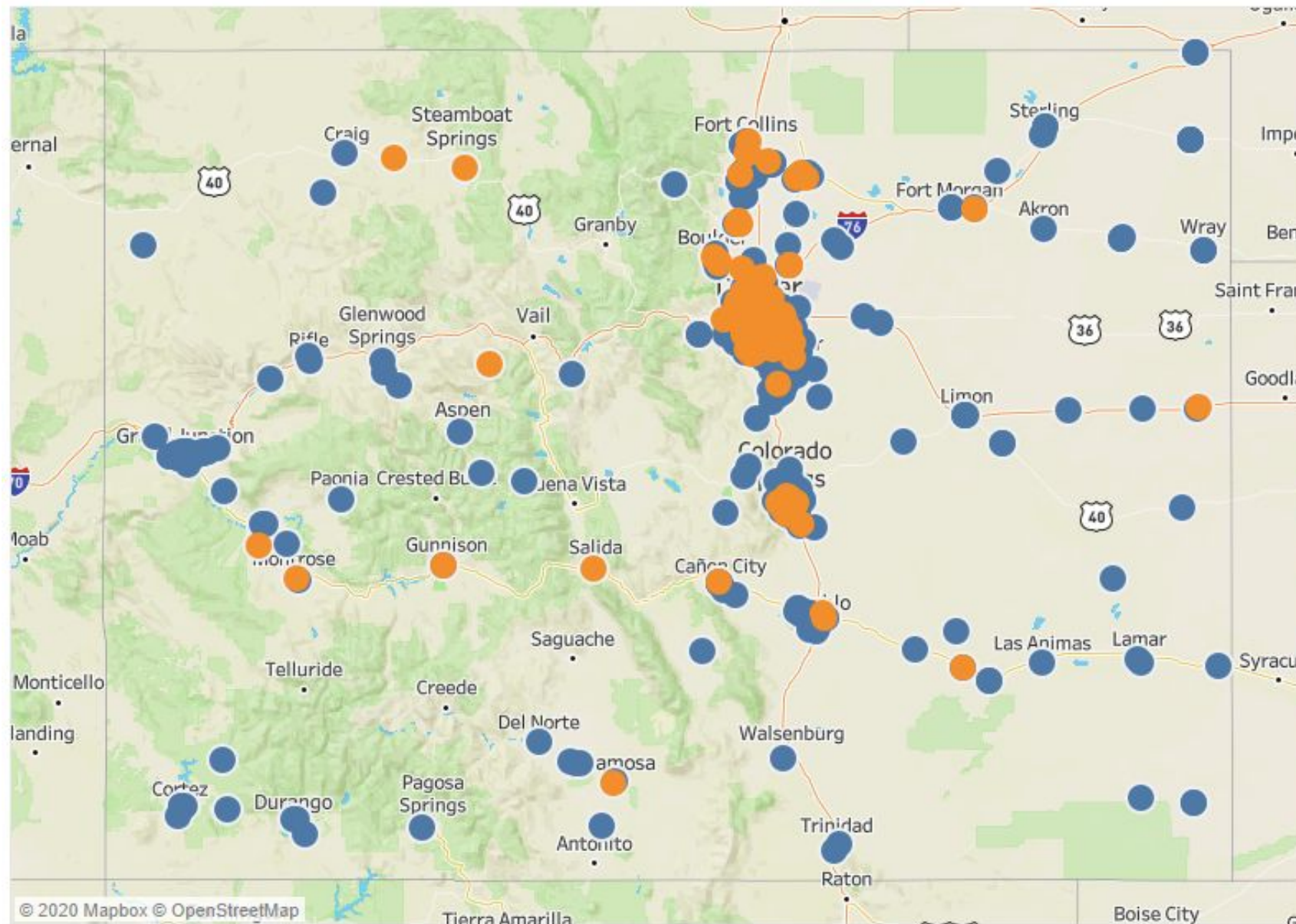
(All) ▼

## Outbreak at Facility

- Yes
- No

## Percent of Medicaid Facilities with Outbreaks

0.0%  100.0%



# Testing Data



# RESIDENTIAL CARE TESTING SINCE JUNE 1ST

**47%**

of residents  
and

**40%**

of staff  
have been provided  
access to testing by  
the State at least  
once

	Total Facilities	Total Tests	Total Positive Cases
State Lab	141	157,604 (test kits distributed)	276
On the Ground	60	6,669 (people tested)	
CSU	27	16,655 (people tested)	46
Total	228	180,928 (tests)	322

# Staffing

# ConnectToCareJobs.com

- Feedback about the Site?
  - Is the site meeting provider's needs
  - Is it easy to use
    - What is needed to improve the usability
  - Have they found quality candidates through the site

# EM Resource Feedback

- What are you hearing about EM Resource from your facilities?
  - Onboarding and technical assistance
  - Training
  - Reporting
  - Concerns
  - Other feedback

# Engaging Residents Socially

- Doug Farmer and Greg Gahm

# SME Discussion

## Situational Awareness

What are you experiencing today in your facilities?



## Key Messages

What is the one key message or item you want the Strike Force to takeaway?

## Recommendations

What recommendations or suggestions can you provide to the Strike Force based upon these experiences?

# Stakeholder Meeting

## Webinar: State COVID-19 Response for Residential Care Settings - Strike Team Update

During these informational webinars the Strike Team will:

Provide updates on key progress made to-date, including data metrics

Share upcoming initiatives and areas of focus

Solicit feedback and answer questions from Stakeholders

### Date and Time:

Friday, August 28th, 2020

10:30 a.m. - 11:30 a.m. MDT

*Repeating Every Other Friday*

### Webinar Call-in Information:

Local: 720-279-0026

Toll Free: 1-877-820-7831

Participant Code: 303146#

Webinar: <https://cohcpf.adobeconnect.com/rlzrh590rzxq/>